

February 2018

**Contents**

1.	FLYTOGET, THE AIRPORT EXPRESS TRAIN.....	1
2.	RUTER – PUBLIC TRANSPORTATION IN OSLO AND AKERSHUS .....	2
3.	GETTING THE TRAIN TO ASKER.....	4
4.	HOTEL IN ASKER.....	7
5.	EATING PLACES IN ASKER.....	9
6.	TAXI .....	10
7.	OSLO VISITOR CENTRE - OFFICIAL TOURIST INFORMATION CENTRE FOR OSLO .....	10
8.	HOTEL IN OSLO .....	11

## WELCOME TO INDRA NAVIA AS IN NORWAY

---

### 1. Flytoget, the Airport Express Train

The Oslo Airport Express Train (Flytoget) leaves from inside the Oslo Airport terminal building 70 meters to the right after leaving the custom area in the arrival hall. The train takes you downtown Oslo Central Station in 19 minutes and leaves every 10 minutes. To Asker Station, it takes 44 minutes and leaves every 20 minutes. This service is the fastest and most frequent way of travelling between the Airport and the city. This is also one of the fastest going airport trains in the world running at a speed of 210 km/h. You will experience a high quality on-time service.



#### Stops and departure times

Six departures/hour: Oslo Central Station (travel time 19-22 minutes)

Five departures/hour: Lysaker, Skøyen and Nationaltheatret

Three departures/hour: Drammen, Asker, Sandvika and Lillestrøm

Two departures/hour: Stabekk

Note: The trains run less frequently in the early morning and late evening, and on weekends and during school holidays.



Ticketless Travel is the simplest option. Simply swipe your card in the card reader at the station before boarding. When you arrive at Oslo Airport you swipe the same card again to pass through the barrier.

**All major credit cards accepted.**

If you travel from Oslo Airport you need only swipe your card at the barrier and select your destination. There is no need to swipe your card again on arrival.

For a ticketless travel, you obtain a receipt by registering your details on [My Page](#). This page also provides you with an option to receive the receipt automatically by email next time you travel by the Airport Express Train.

Have you already completed your journey? Flytoget will store your receipt for 700 days, to allow you to register your details after the journey.

For an app-purchased ticket, you will find your receipt under "My receipts" and you can also set the option of having it sent to your email after every purchase.

#### Download the Flytoget App

The app is available for iPhone and Android.

From the app you can see all departures in real time, allowing you to see when the next train is due and plan your journey ahead. You can also purchase and receive tickets directly on your phone, avoiding the need to spend unnecessary time buying them on the platform. Receipts can be viewed on the app and can also be forwarded to your email address. To download the app, search for "Flytoget" in Google Play or the App Store.

## 2. Ruter – public transportation in Oslo and Akershus



Ruter's Service Centre is located right under the tower outside the main entrance towards Karl Johans gate at the Oslo Central Station, the address is Jernbanetorget 1.

[Ruter](#) (previously Trafikanten) will answer all questions about the **public transportation system** and local train lines in the Oslo area. You will be able to purchase tickets, validate tickets and also collect timetables for bus, tram, train, boats and metro for Oslo and Akershus including local train lines.

At this location you can purchase all types of tickets within Ruter's fare system. Ruter accepts cash and all major credit cards as payment, such as; Visa, Master/Eurocard, American Express, Maestro and BankAxept.

#### ADDRESS

Jernbanetorget 1, 0154 Oslo

#### OPENING HOURS

Monday - Friday:	07:00 - 20:00
Saturday :	09:00 - 18:00
Sunday:	10:00 – 16:00

[Interactive map of Oslo](#)



### RuterBillett app

Download the RuterBillett app to your mobile phone and buy a ticket anywhere and at any time. This is the easiest way to buy a ticket.

#### How to use the app

1. Download RuterBillett on your mobile phone
2. Select the right ticket, and follow the steps for payment in the app
3. Board when the countdown has started, and the ticket's status is "Confirmed - Boarding permitted"

#### Payment

You may pay in the following ways:

Visa

MasterCard

#### Countdown, boarding and validity

Always buy a ticket before boarding or entering the control zone in Metro stations. You may board or enter the control zone when the ticket displays the status "Confirmed - Boarding permitted" and the countdown has started.

You may change to other means of transport for the duration of the countdown.

### Single ticket

If you only travel occasionally, a single ticket may be your best option. The ticket applies for one journey with transfers.

Fare for single ticket:

Zones	1 zone	2 zones	3 zones	4 zones	All
Adult	35 kr	57 kr	79 kr	101 kr	123 kr
Seniors*	18 kr	29 kr	40 kr	51 kr	62 kr

\*Senior citizens over 67 years old

The price depends on the number of zones you travel through. If you pay for five zones, you may travel in all of our zones in Oslo and Akershus (maximum price for single ticket). From Oslo to Asker, you must buy tickets for 2 zones.

For more information about the zones and zone map: <https://ruter.no/en/buying-tickets/zones/>

### It is more expensive to buy single tickets on board

When buying a single ticket on a bus, tram or boat from zone 1, there is an on board surcharge. This creates a price difference of NOK 20.00. On board the train the on board surcharge is NOK 40.00 from all stations where you can buy a ticket in advance from a ticket machine or booking office.

#### How single tickets work

- Single tickets apply for one journey with transfers.
- A single ticket for one zone is valid for 60 minutes upon activation.
- It is valid for a further 30 minutes for each extra zone you buy a ticket for.
- The ticket may be used on Ruter's buses, trams, metro lines and ferries, and on NSB's trains in Oslo and Akershus.
- You may transfer to other means of transport (free transfer) in those zones for which the ticket applies, as long as the ticket remains valid.
- You may have the single ticket in the RuterBillett app on mobile or on a travelcard.



### 24-hour ticket

If you plan to travel more than twice in the course of 24 hours, it may be cheaper to buy a 24-hour ticket. The ticket applies for an unlimited number of journeys for 24 hours upon activation.

Fare for 24-hour ticket:

Zones	1 zone	2 zones	All zones
Adult	105 kr	171 kr	237 kr
Seniors*	53 kr	86 kr	119 kr

\*Senior citizens over 67 years old

The price depends on the number of zones you travel through. If you pay for three zones, you may travel in all of our zones in Oslo and Akershus (maximum price for period ticket).

### How the 24-hour ticket works

- The 24-hour ticket is valid for 24 hours from activation.
- You may transfer to other means of transport (free transfer) in those zones for which the ticket applies, as long as the ticket remains valid.
- The ticket may be used on all of Ruter's buses, trams, metro and ferries, and on NSB's trains in Oslo and Akershus.
- None of our tickets are personal, so you may share your ticket with others when not using it yourself.
- You may have the 24-hour ticket in the RuterBillett app on mobile or on a travelcard.

### Tourist ticket

For tourists in Oslo there is the Oslo Pass, which gives free public transport inside Greater Oslo and free admission to several museums.

You can buy the Oslo Pass for 24, 48 or 72 hours. [Read more about the Oslo pass.](#)

For more tickets and fares: <http://ruter.no/en/>

### Validation

All tickets with an exception of the single ticket purchased onboard or at a ticket machine need to be validated their first time of use.

If you are traveling with a 7-day ticket from Oslo to Akershus, you will need to pay an additional fee when entering the fare zone for Akershus.

## 3. Getting the train to Asker

### NSB Regiontog *Regional Trains*

**R10** Drammen – Lillehammer

**R11** Skien – Eidsvoll

**R20** Oslo S – Halden  
Enkelte avganger til/fra Göteborg.  
\* Tog retning Halden – ingen  
avstigning for Moss.

**R30** Oslo S – Gjøvik  
\* På Stryken stopper toget  
ved behov i bestemte perioder.

### NSB Lokaltog *Local Trains*

**L1** Spikkestad – Lillestrøm

**L2** Stabekk – Ski  
Stopper på alle stasjoner.

**L2x** Rushtidsavganger Stabekk – Ski  
Stopper ikke på alle stasjoner.

**L3** Oslo S – Jaren  
Stopper på alle stasjoner.  
\* På Stryken stopper toget  
ved behov i bestemte perioder.

**L12** Kongsberg – Eidsvoll

**L13** Drammen – Dal

**L14** Asker – Kongsvinger  
\* Tuen og Bodung betjenes  
kun av enkelte rushtidsavganger.

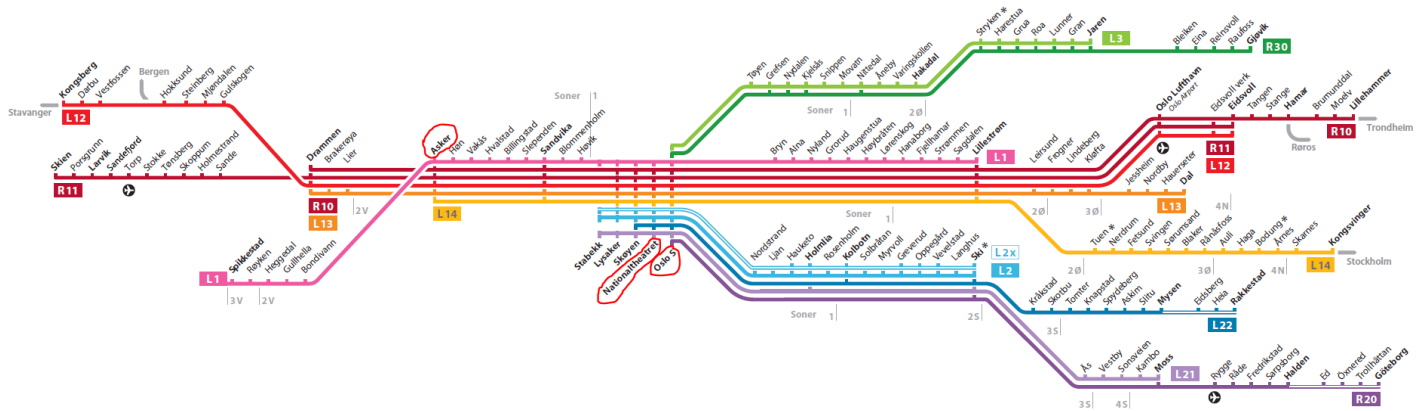
**L21** Stabekk – Moss

**L22** Skøyen – Mysen  
Til/fra Oslo S – Rakkestad i rushtiden.

We recommend the lines R10, R11, L12, L13 and L14 as these lines the train does not stop in all stations and takes 20 minutes from Oslo to Asker Station. Nevertheless, you can also use L1, which the train stops at all station and takes 35 minutes from Oslo to Asker station.

For timetables: <https://www.nsb.no/en/timetables/timetables>





The stations Jernbanetorget and Nationaltheateret are in the city centre. To get to Indra Navia, leave the train at the station "Asker".

From the right side of the station you will see Taxi stands.



You do not need to take a taxi, as Indra Navia is just 5 minutes walking from the station. Follow the way as the picture below – in red line:







You will see the building Asker Tek where Indra Navia is localized.







#### 4. Hotel in Asker

- Scandic Asker



[https://www.scandichotels.com/hotels/norway/oslo/scandic-asker?\\_ga=2.184119461.2071766164.1519202777-466939268.1519202777](https://www.scandichotels.com/hotels/norway/oslo/scandic-asker?_ga=2.184119461.2071766164.1519202777-466939268.1519202777)

- Thon Hotel Vettre



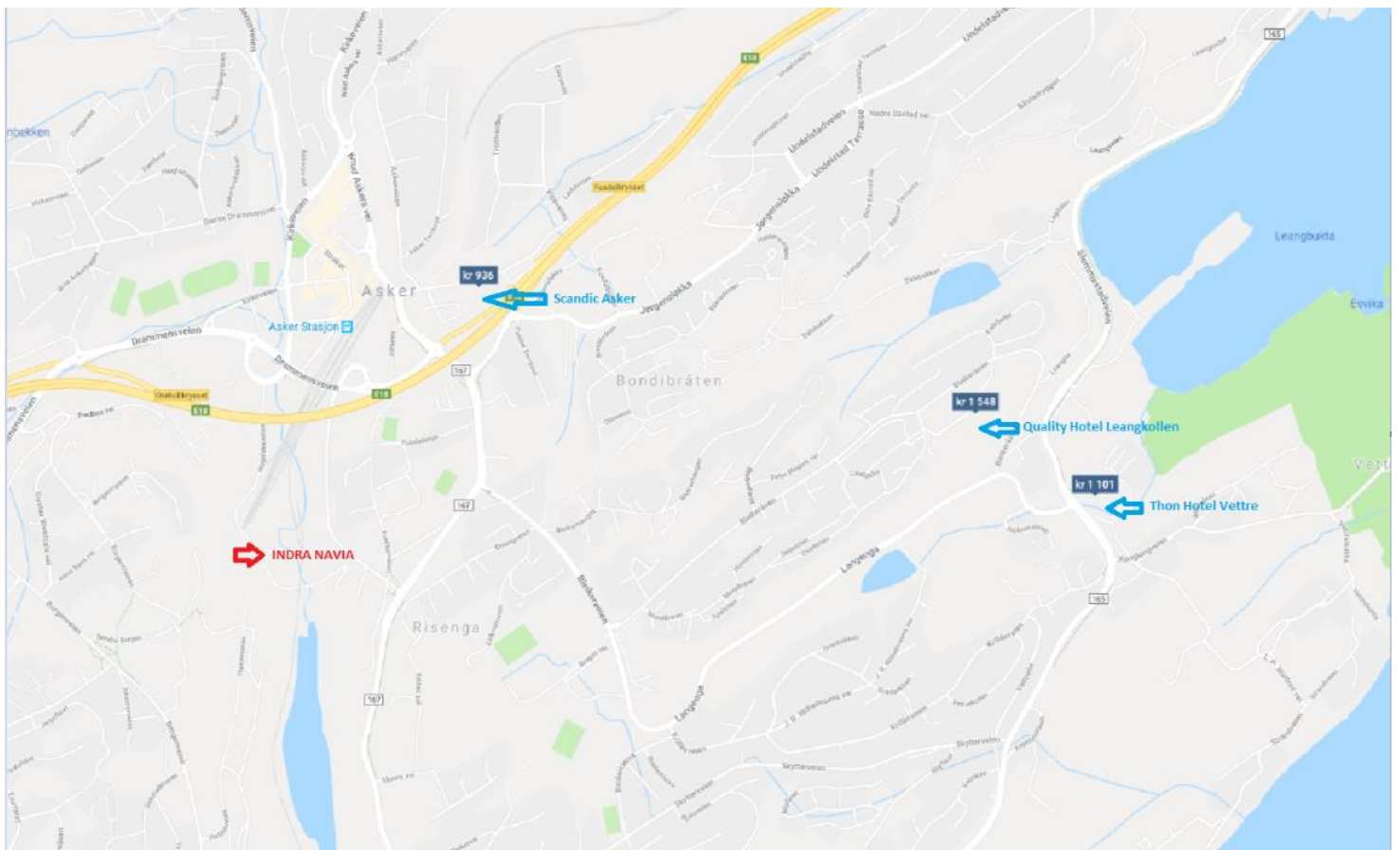
<https://www.thonhotels.com/our-hotels/norway/asker/thon-hotel-vettre/>



- Quality Hotel Leangkollen



<https://www.nordicchoicehotels.com/hotels/norway/asker/quality-hotel-leangkollen/>







## 5. Eating places in Asker



## 6. Taxi

### Booking (24h)

In Oslo - Please dial **02323** (domestic) or +47 22388090 (abroad) for all bookings.

In Asker – Please dial **06710** (domestic) or +47 67100080 (abroad) for all bookings

Please note that they do not accept bookings by e-mail.

All taxis accept cash (NOK) or major credit cards as payment method.

## 7. Oslo Visitor Centre - Official tourist information centre for Oslo

Oslo Visitor Centre is located in Østbanehallen next to Oslo Central Station. Entrance from Jernbanetorget (the square with the tiger sculpture) or from inside the hall. There are peak hours when the waiting time is longer than others, so we highly suggest that you visit Ruter between opening hour and lunch time. That way you will receive help a lot quicker.


<http://www.visitoslo.com/en/>

### Opening hours

<b>January–April</b>	Monday–Saturday	09:00–18:00
	Sunday	10:00–16:00
<b>May–June</b>	Monday–Sunday	09:00–18:00
<b>July–August</b>	Monday–Saturday	08:00–19:00
	Sunday	09:00–18:00
<b>September</b>	Monday–Sunday	09:00–18:00
<b>October–December</b>	Monday–Saturday	09:00–18:00
	Sunday	10:00–16:00

**Call centre +47 815 30 555**

Monday–Friday 09:00–16:00



Entrance from the square, just next to the stairs, or from inside the hall.





They can help you with:

- **Personal suggestions and advice**  
Our employees know and love Oslo, and will do their best to help you make the most of your stay.
- **The Oslo Pass**  
[The Oslo Pass](#) is your ticket to museums, transport, activities, etc. in Oslo.
- **Tickets for public transport and roundtrips**  
Tickets for local public transport, NSB trains, the Flytoget Airport Express Train, Norway in a Nutshell and other excursions.
- **Tickets for tours**  
Tickets for sightseeing tours in Oslo by bus and boat and on foot.
- **Tickets for events**  
Tickets for concerts, sports and other events sold through Ticketmaster Norway and Billettportalen.
- **City Bikes**  
Try a City Bike! We have city bike cards both for inhabitants and visitors.
- **Hotel booking**  
We can book hotels and other accommodation in the Oslo region.
- **Currency exchange**  
We stay open even when the banks are closed.
- **Free city maps and brochures**  
We have free city maps, [the Oslo Guide](#), and brochures for activities, attractions and sightseeing tours.
- **Maps and books**  
We sell hiking maps, maps of Norway, travel guides, Oslo-related fiction in English, and selected Oslo souvenirs.
- **Free wi-fi**  
Connect with your own phone, tablet or laptop.

You will also find different screens and tablets in the visitor centre where you can find information and inspiration for your visit.

## 8. Hotel in Oslo

- **Scandic Hotels:** <https://www.scandichotels.com/hotels/norway/oslo>
- **Thon Hotels:** <https://www.thonhotels.com/our-hotels/norway/oslo/>

Indra Navia has an agreement with Scandic Hotels and Thon Hotels. Give the Company name and you will get a discount